

2024 Impact Report



With a 2.97% increase in animal intake and 3.69% decrease in adoptions, 2024 demanded a new approach to continue advancing our mission. Consistent with national trends, kennels stayed full as animals remained in care longer, even during the shelter’s traditional “slow” season.

To counter the new challenges, we shifted operational focus and broadened the metrics used to define success. In addition to the number of lives saved, we are celebrating all the “wins” along the way, including new ways we strived to reduce animal stress and the creative pathways we forged to help special needs animals in our care.

This report highlights a few of the ways HSWC pivoted to build relationships, to keep families together, and to save more lives than ever before.

4,789 Live animals taken into care

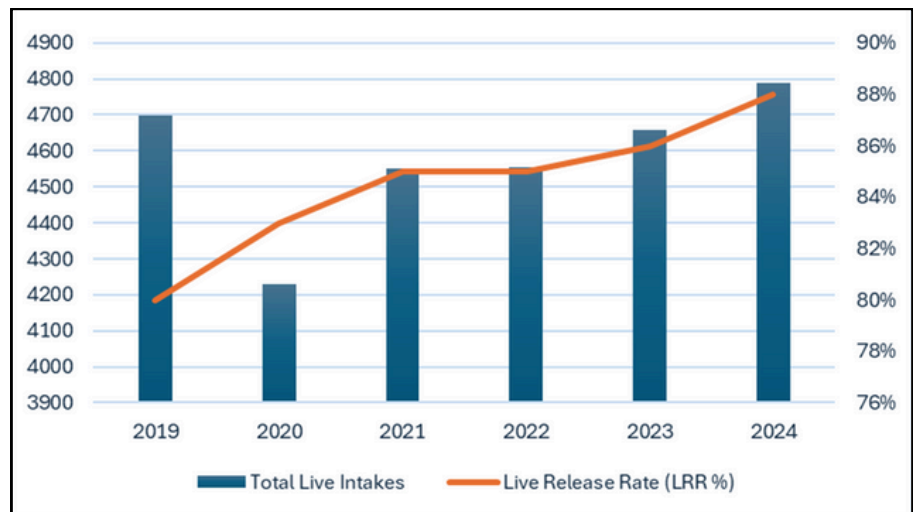
(77% cats, 21% dogs, 2% other)

27% ↑
In transports to rescue partners

10% ↑
In animals reunited with their owners

72% ↑
In dogs who entered foster care

6-Year Intake and Lifesaving Trends



Protecting Animal Welfare and Public Safety

2,195 Calls to Field Services

864 Total investigations

155 Bites and bite follow-ups

184 First Responder requests for assistance

43 Animals impounded for suspected neglect or cruelty



In 2024, there was a **5.6% increase** in the number of animals that entered the shelter through Field Services.

Investing in Shelter Animals and the Community

5,272
volunteer hours
focused on animal care, behavior, and enrichment

1,611
animals
housed in foster care

990
community cats
spayed/neutered, vaccinated, and ear-tipped



443 Specialized surgical procedures performed to improve the health of animals in our care



999 Animals diverted from the shelter and kept with their families through grant and donor-funded community assistance programs



8 Community Wellness and Rabies Clinics hosted, administering **503** rabies vaccinations to publicly owned animals



37,616 Pounds of pet food and litter distributed to animals in need

For every \$1 received in 2024, 84 cents was put directly back into shelter programs. Help us continue our lifesaving mission by visiting hswcmd.org/donate.

To view shelter leadership, Board of Directors, Audited Financial Statements, and the most recent Form 990, please visit hswcmd.org/about.

Gold
Transparency
2025

Candid.

EIN 52-0542025